



ILLINOIS STATE
UNIVERSITY

Illinois' first public university

Fiscal Year 2015

Budget Review

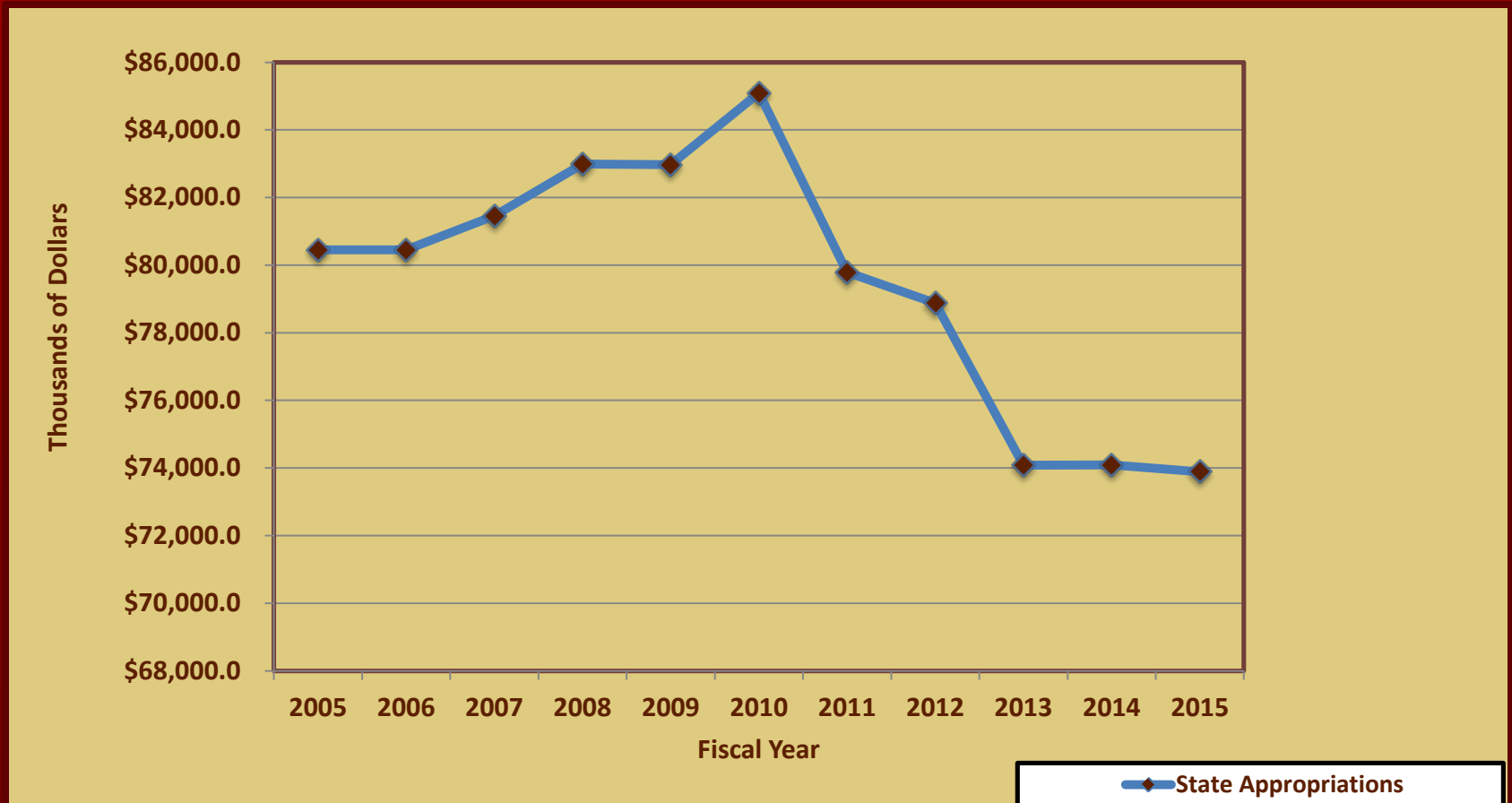
September 27, 2014

State Appropriations

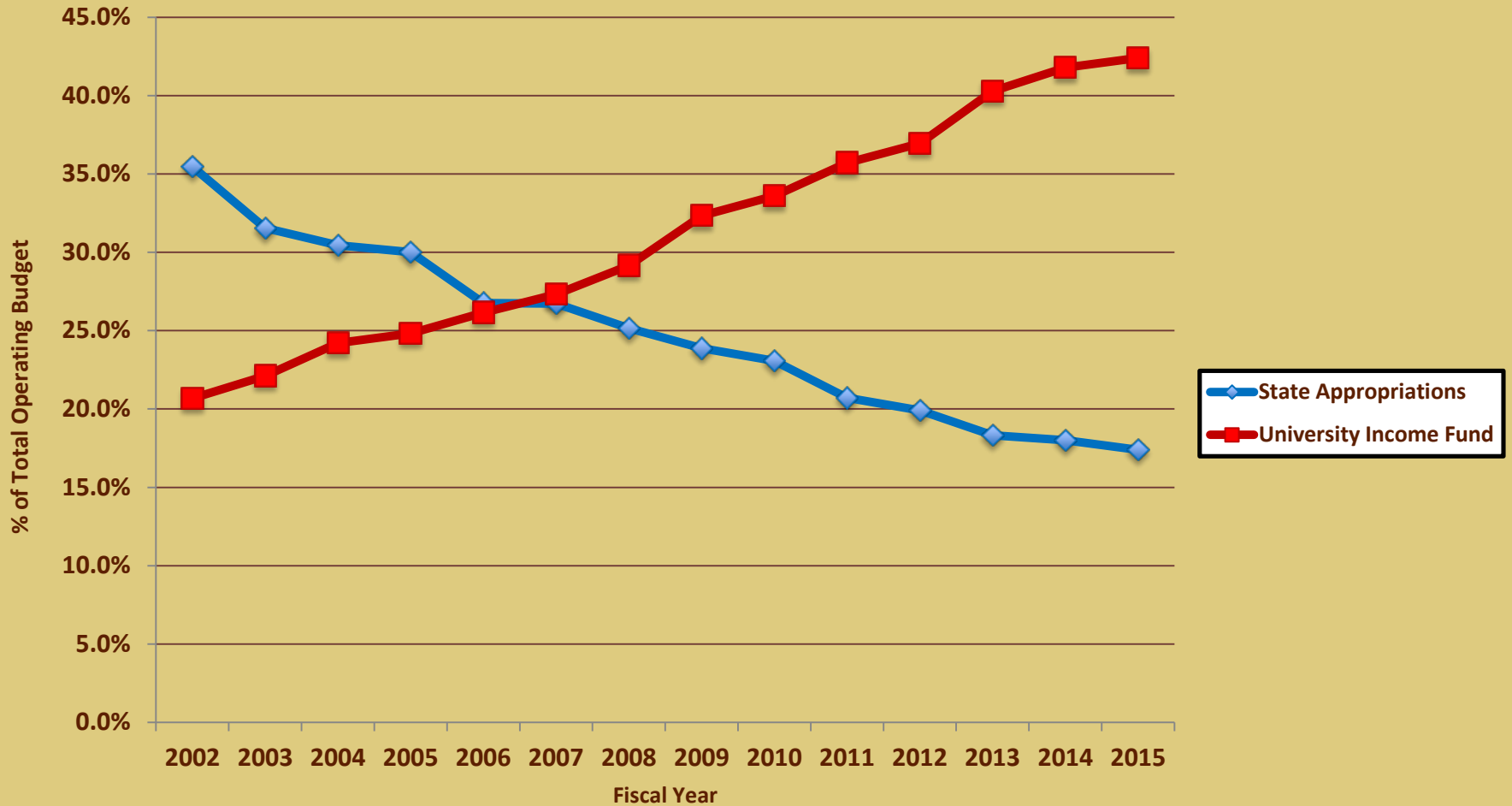
Declining State Appropriations FY2005-FY2015

Fiscal Year	Appropriation	% Change
FY 2015	\$ 73,889.2	-0.27%
FY 2014	\$ 74,089.4	0.01%
FY 2013	\$ 74,082.4	-6.08%
FY 2012	\$ 78,874.4	-1.15%
FY 2011	\$ 79,789.5	-6.24%
FY 2010	\$ 85,096.4	2.56%
FY 2009	\$ 82,968.3	-0.02%
FY 2008	\$ 82,987.3	1.88%
FY 2007	\$ 81,458.3	1.25%
FY 2006	\$ 80,452.3	0.00%
FY 2005	\$ 80,452.3	0.00%

State Appropriations FY2005-FY2015



State Appropriations & University Income Fund (Tuition Revenue) as a Percent of ISU's Operating Budget

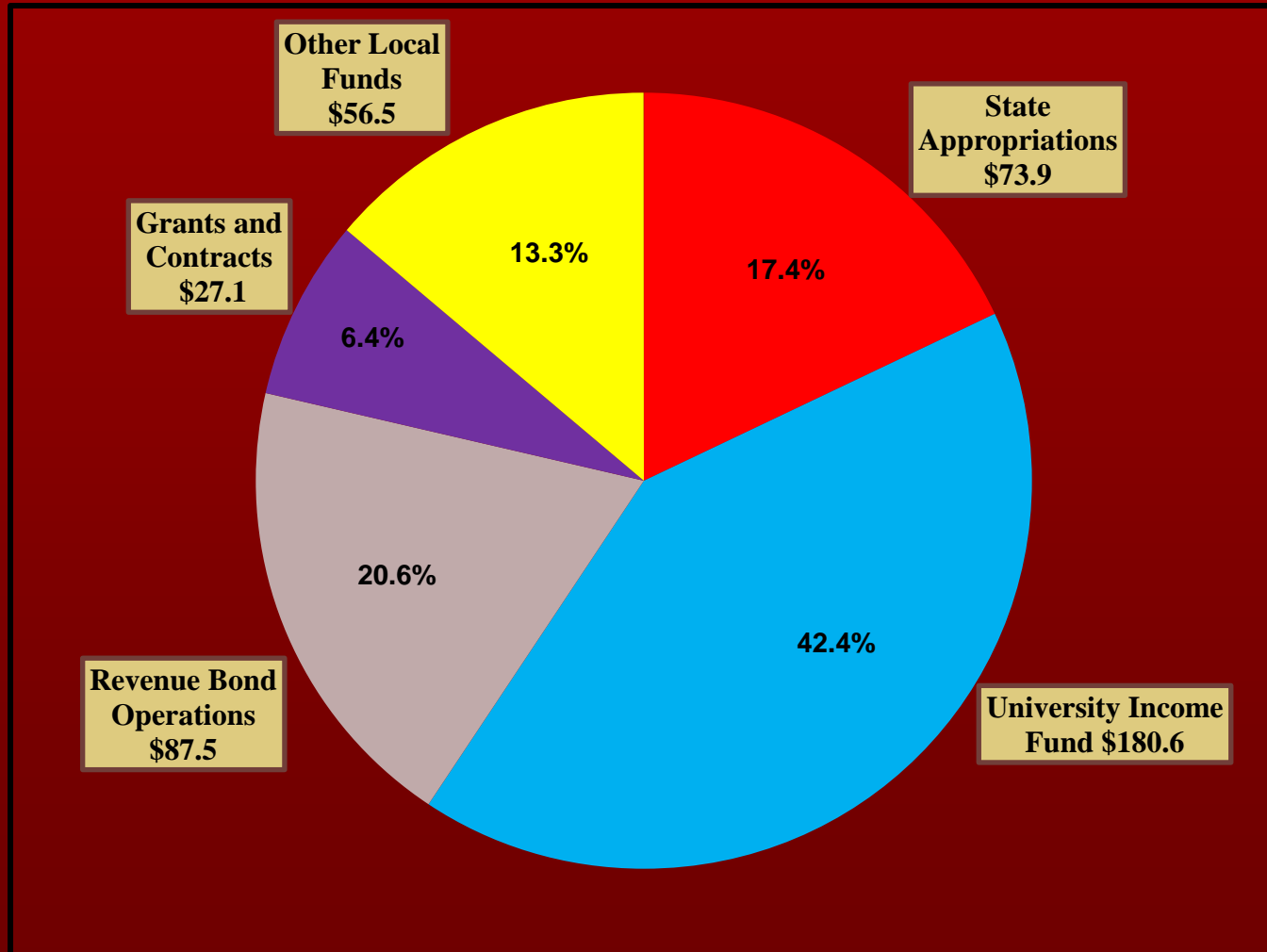


FY 2015 Operating Budget

FY 2015 Projected Revenues

Fiscal Year 2014 Projected and Actual Revenues and Fiscal Year 2015 Projected Revenues							
(dollars in thousands)	FY2014			Proposed FY2015		FY2014-FY2015	
Source of Funds	Projected Revenue	Actual Revenue	of Total	Projected Revenue	Percent of Total	Dollar Change	Percent Change
<u>Unrestricted</u>							
State Appropriation ¹	\$ 74,089	\$ 74,089	18.0%	\$ 73,889	17.4%	\$ (200)	-0.3%
University Income Fund	171,111	172,586	41.8%	180,627	42.4%	8,041	4.7%
Subtotal	245,200	246,675	59.8%	254,516	59.8%	7,841	3.2%
<u>Restricted</u>							
Bond Revenue Operatic	79,681	83,575	20.3%	87,486	20.6%	3,911	4.7%
Grants and Contracts	31,058	27,535	6.7%	27,100	6.4%	(435)	-1.6%
Other Local Funds	57,259	54,810	13.3%	56,546	13.3%	1,736	3.2%
Subtotal	167,998	165,920	40.2%	171,132	40.2%	5,213	3.1%
Total	\$413,198	\$412,595	100.0%	\$425,649	100.0%	\$13,054	3.2%
¹ Includes \$3.078 million transferred to Central Management Services for Group Health Insurance.							

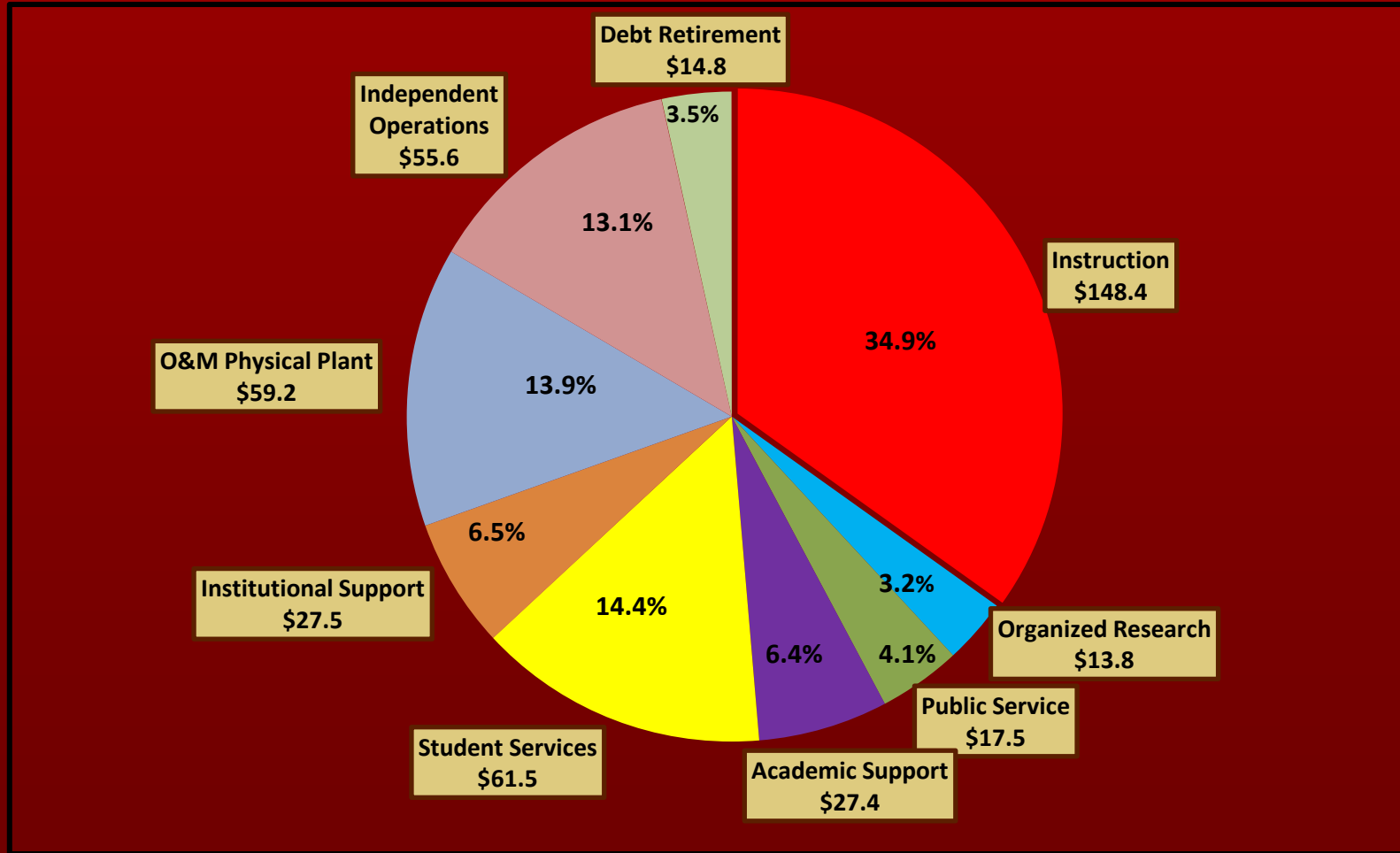
FY 2015 ISU Operating Revenues by Source - \$425.6 Million (in Millions)



FY 2015 Operating Expenditures by Function

Illinois State University						
Fiscal Year 2015 Estimated Budget						
Functional Expenditures by Fund Sources						
(in thousands of dollars)	General Revenue and Income Fund	Local Funds	Grants and Contracts	Bond Revenue	Total	Percent of Total
Instruction	\$ 136,673.2	\$ 5,693.6	\$ 6,024.5		\$ 148,391.3	34.9%
Organized Research	2,065.6	2,159.9	9,532.8		13,758.3	3.2%
Public Service	2,364.4	11,914.4	3,205.9		17,484.7	4.1%
Academic Support	26,832.0	603.1			27,435.1	6.4%
Student Services	21,463.2	31,707.4	8,322.8		61,493.4	14.4%
Institutional Support	24,907.9	2,547.7			27,455.6	6.5%
O&M Physical Plant	36,254.1	1,920.3	14.0	21,006.7	59,195.1	13.9%
Independent Operations				55,635.3	55,635.3	13.1%
Debt Retirement	3,956.0			10,843.8	14,799.8	3.5%
Grand Total All Functions	\$ 254,516.4	\$ 56,546.4	\$ 27,100.0	\$ 87,485.8	\$ 425,648.6	100.0%
Percent of Total	59.8%	13.3%	6.4%	20.6%	100.0%	

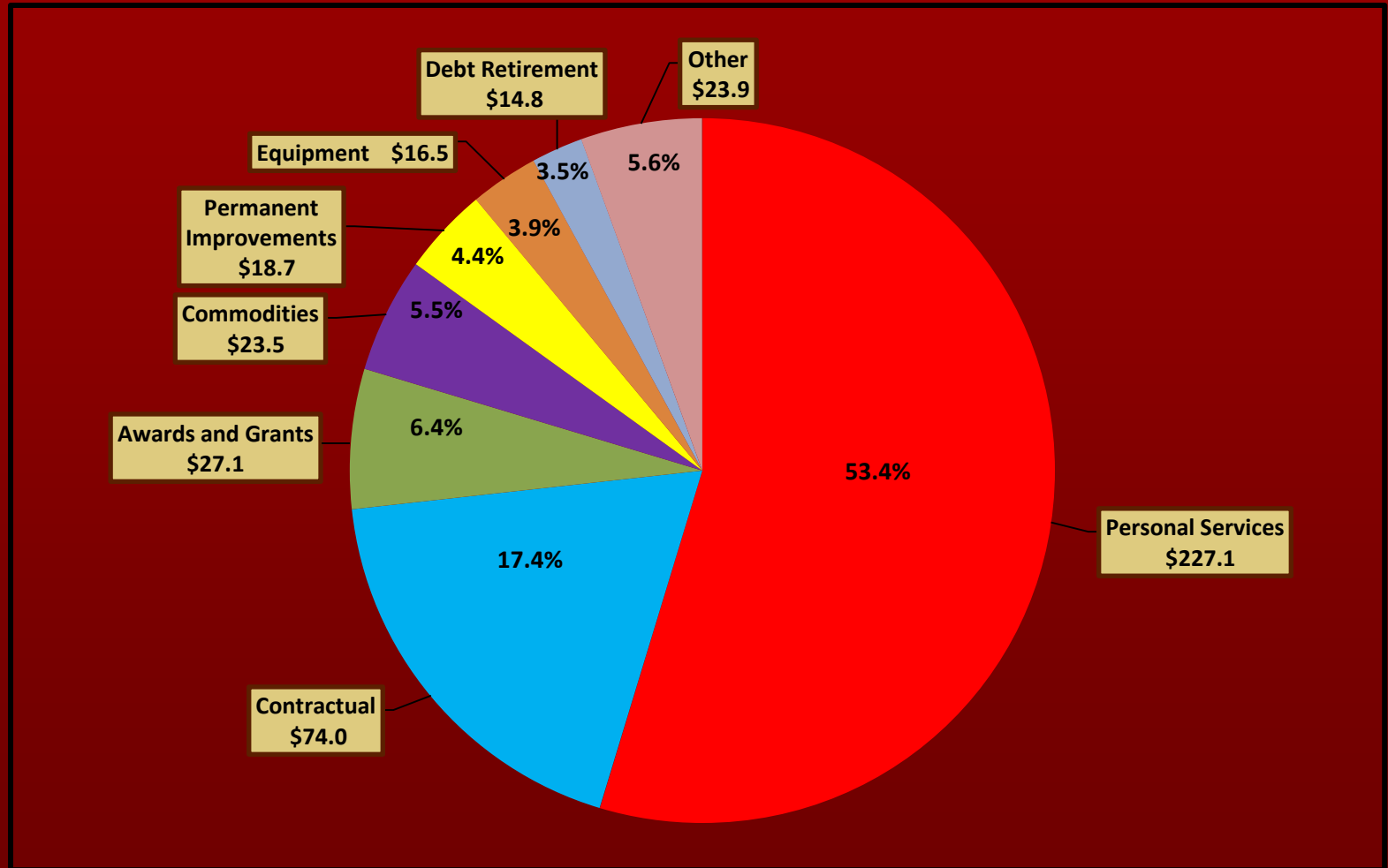
FY 2015 Operating Expenditures by Function (in Millions)



FY 2015 Operating Expenditures by Object

Illinois State University						
Fiscal Year 2015 Estimated Budget						
Objects by Fund Sources						
(in thousands of dollars)	General Revenue and Income Fund	Local Funds	Grants and Contracts	Bond Revenue	Total	Percent of Total
Personal Services	\$ 163,829.2	\$24,684.4	\$11,620.8	\$26,985.9	\$227,120.3	53.4%
Medicare	2,400.0		54.2	272.3	2,726.5	0.6%
Contractual	36,024.1	14,586.2	4,861.1	18,520.8	73,992.2	17.4%
Travel	1,911.2	943.2	268.3	127.8	3,250.5	0.8%
Commodities	2,937.2	6,886.1	756.2	12,957.8	23,537.3	5.5%
Equipment	12,713.3	1,309.2	739.9	1,690.5	16,452.9	3.9%
Telecommunications	2,713.7	711.1	54.2	1,364.9	4,843.9	1.1%
Operation Auto	557.3	175.6	32.5	121.8	887.2	0.2%
Awards and Grants	15,393.4	3,980.0	7,745.3		27,118.7	6.4%
Permanent Improvements	9,002.7	1,688.3		8,025.0	18,716.0	4.4%
Group Health Insurance	3,078.3				3,078.3	0.7%
Refunds		76.1		103.8	179.9	0.0%
Indirect Cost		1,506.2	967.5		2,473.7	0.6%
Debt Retirement	3,956.0			10,843.8	14,799.8	3.5%
General Services Overhead				6,471.4	6,471.4	1.5%
Grand Total All Objects	\$ 254,516.4	\$56,546.4	\$27,100.0	\$87,485.8	\$425,648.6	100.0%
Percent of Total	59.8%	13.3%	6.4%	20.6%	100.0%	

FY 2015 Operating Expenditures by Object (in Millions)





ILLINOIS STATE UNIVERSITY

Illinois' first public university